

點擊進入**MyCUHK**後，請輸入
To log in the **MyCUHK Portal**, please key in

記得10位數字後，還要輸入
After entering 10digits, don't forget to include

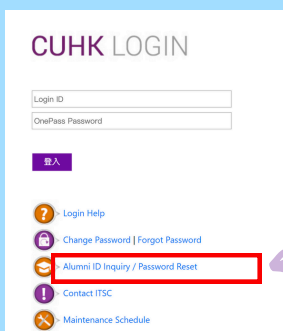
帳號
Login ID

[10位數字的校友編號]
[10-Digit Alumni ID]

@link.cuhk.edu.hk

遺失校友編號或MyCUHK密碼？請看接下來的教學
Forgot Alumni ID or MyCUHK Password? Check this out

1

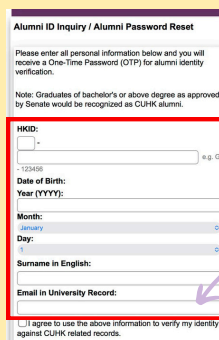


於MyCUHK頁面選取
Please click

Alumni ID Inquiry / Password Reset

也可點擊進入
Click here

2

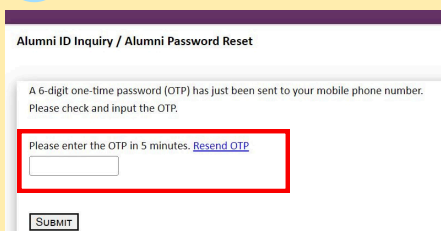


請填寫您的個人資料及
Please fill in your personal info and

大學記錄中的電子郵件
Email Address in University Record

如輸入的電郵與大學紀錄的不符
請按系統指示，填寫大學記錄裡的電話號碼
系統會把一次性密碼發送至您的手提電話
If your email address does not match your university's records, please follow the system's instructions to enter your mobile phone number in University's record. An OTP will be sent to that number for verification.

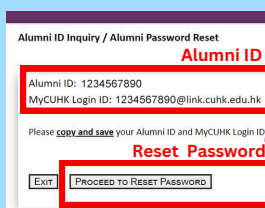
3



檢查電話短訊/電郵
取得並輸入一次性密碼

Check your mailbox / mobile SMS and enter the OTP

4



如有需要，請按
Proceed to Reset Password
重設您的MyCUHK密碼

If needed, you can press
"Proceed to Reset Password"
to reset your MyCUHK password

MyCUHK 帳號 Login ID

校友編號 Alumni ID @link.cuhk.edu.hk

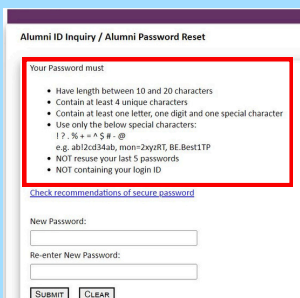
*請記下閣下的校友編號以便日後使用
Please remember your Alumni ID and keep it for future reference



[示例 Sample]

1234567890@link.cuhk.edu.hk

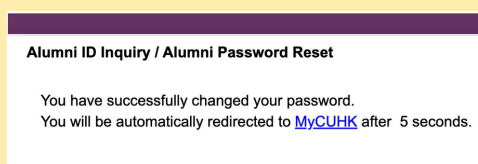
5



依照大學建議格式
設定您的密碼

Follow the **University password requirements**
to set your new password

6



成功設定密碼後

您可即時使用新密碼登入MyCUHK

You can use your new password to access MyCUHK Portal after receiving the successful password change alert



點擊收看詳細教學

Click and watch the detailed tutorial

如您仍然無法獲取校友編號 / 更改MyCUHK 密碼，或對MyCUHK有其他疑問，請向校友事務處查詢

If you still not be able to retrieve your alumni ID / reset MyCUHK password, please email to the Alumni Affairs Office for further enquiry

✉ mycuhk_alumni@cuhk.edu.hk